

Angle Foot Post Specification Form

This is a fillable PDF form, which means you can type your answers in the blanks, then save the PDF and email it back to us at sales@stairsupplies.com. No need to print!

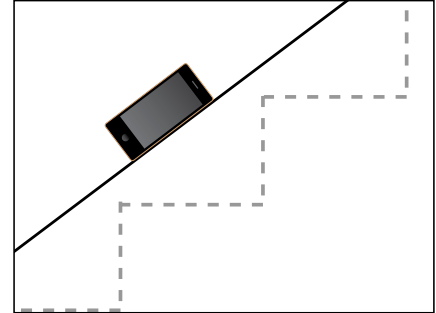
Name _____

Order # _____

1. Angle of Knee Wall _____

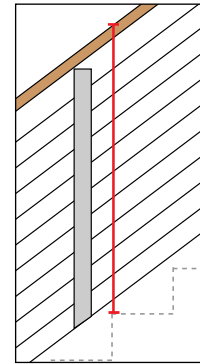
We recommend using an Angle Finder app on a smart phone to find the angle, if you have access to a smart phone.

There are many angle finder apps available for iPhone, Android, and Windows Phone devices. Search your mobile app store to find one.



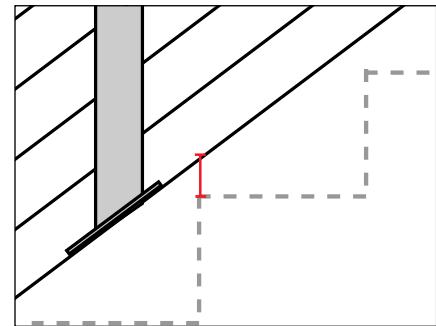
2. Desired Handrail Height (in inches) _____

This is the desired height of your handrail as measured from the nose of the tread.



3. Knee Wall Height (in inches) _____

This is the distance from the nose of the tread to the top of the knee wall.



4. Distance from Transition to Post (in inches) _____

This measurement is only necessary if you are mounting a post on a level surface at the top of the stairs.

Measure the distance from the angle-to-level transition of the knee wall to the desired position of the post.

